


**water & sanitation**

 Department:  
Water and Sanitation  
REPUBLIC OF SOUTH AFRICA

[HOME](#) [NEWS](#) [DOCUMENTS](#) [CONTACTS](#) [MY WATER](#) [BLUE DROP STATUS](#) [COMPLIANCE](#) [REPORTS](#)

## Compliance Summaries

### Filter

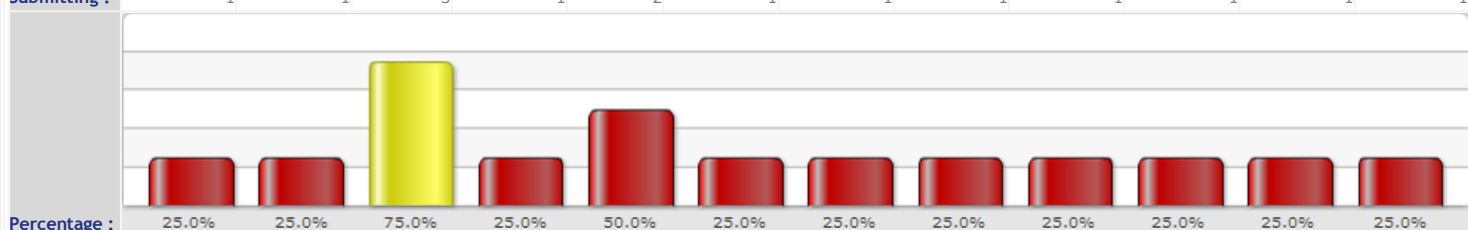
 Region : Western Cape  
 Institution : Beaufort West Local Municipality  
 Supply System : Institution Overview  
 Type : Chemical  
 Standard : 2014 Blue Drop Determinand List (Limits)  
 Date : June 2014 LOAD

### Chemical 2014 Blue Drop Determinand List (Limits) Compliance

Month	Jul 13	Aug 13	Sept 13	Oct 13	Nov 13	Dec 13	Jan 14	Feb 14	Mar 14	Apr 14	May 14	Jun 14
-------	--------	--------	---------	--------	--------	--------	--------	--------	--------	--------	--------	--------

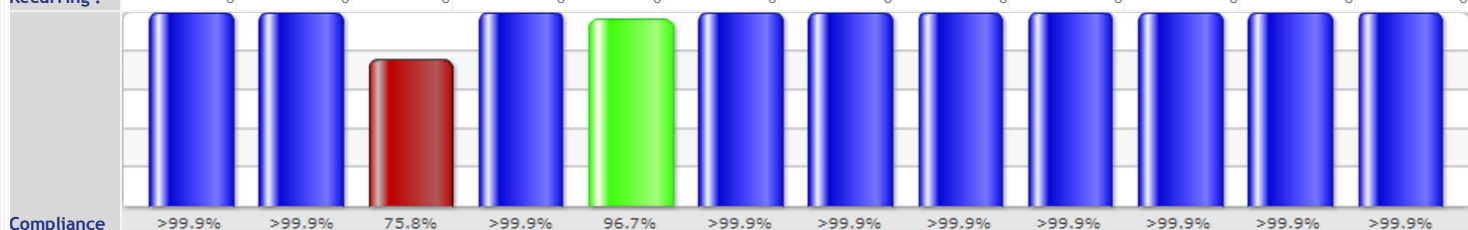
#### Supply System Submissions

Registered :	4	4	4	4	4	4	4	4	4	4	4	4
Submitting :	1	1	3	1	2	1	1	1	1	1	1	1



#### Analysis

Total :	15	15	62	15	30	15	15	15	15	15	15	15
Failures :	0	0	15	0	1	0	0	0	0	0	0	0
Recurring :	0	0	0	0	0	0	0	0	0	0	0	0



#### Samples

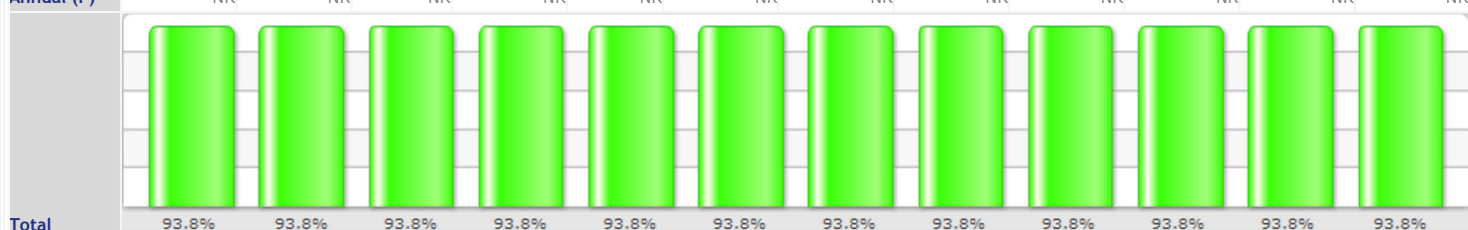
Total :	1	1	4	1	2	1	1	1	1	1	1	1
Failures :	0	0	2	0	1	0	0	0	0	0	0	0
Compliance	>99.9%	>99.9%	50.0%	>99.9%	50.0%	>99.9%	>99.9%	>99.9%	>99.9%	>99.9%	>99.9%	>99.9%

#### Sites

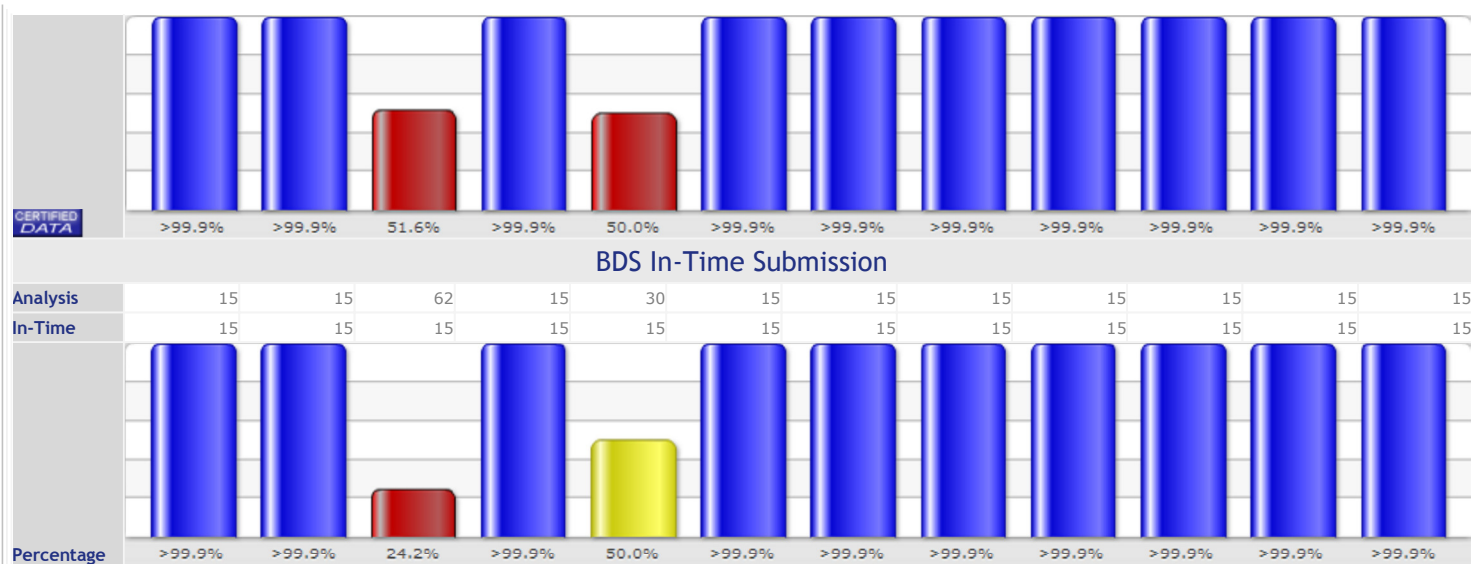
Total :	1	1	4	1	2	1	1	1	1	1	1	1
Failures :	0	0	2	0	1	0	0	0	0	0	0	0
Compliance	>99.9%	>99.9%	50.0%	>99.9%	50.0%	>99.9%	>99.9%	>99.9%	>99.9%	>99.9%	>99.9%	>99.9%

#### Monitoring Compliance

Monthly (F)	93.8%	93.8%	93.8%	93.8%	93.8%	93.8%	93.8%	93.8%	93.8%	93.8%	93.8%	93.8%
Annual (F)	NR	NR	NR	NR	NR	NR	NR	NR	NR	NR	NR	NR




#### Data Credibility



&lt;&lt;&lt; June 2014 &gt;&gt;&gt;

## Chemical 2014 Blue Drop Determinand List (Limits) Compliance - Supply System Summaries

System	Water Quality										Monitoring Compliance			
	Analysis			Samples			Sites				Monthly	Annual	Total	
	Total	Failures	%	Total	Failures	%	Total	Failures	%	Coverage				
Beaufort West	15	0	>99.9%	1	0	>99.9%	1	0	>99.9%	25.0%	93.8%	0.0%	93.8%	>99.9%
Merweville	0	0	0.0%	0	0	0.0%	0	0	0.0%	0.0%	0.0%	0.0%	0.0%	0.0%
Murraysburg BWM	0	0		0	0	0.0%	0	0	0.0%	0.0%	0.0%	0.0%		
Nelspoort	0	0	0.0%	0	0	0.0%	0	0	0.0%	0.0%	0.0%	0.0%	0.0%	0.0%
Beaufort West Local Municipality	15	0	>99.9%	1	0	>99.9%	1	0	>99.9%	14.3%	93.8%	0.0%	93.8%	>99.9%

Site Hits : 7,774,714

Online : 7

Page Hits : 144,328



Programme Support &amp; Queries



Chat Online



Programme Administrator

012 336 6511

Call Centre Toll Free Line

0800 200 200

This site is best viewed with Internet Explorer 7.0 (or newer) at 1024x768 screen resolution. [Click here](#) to download Internet Explorer 7If you experience any challenges regarding this site, please contact the [Webmaster](#).